



MOBILAIR® Product Range with CE conformity

Portable Compressors M 13 – M 500-2

With the world-renowned SIGMA PROFILE®

Max. flow rate 45.8m³/min (1600 cfm)

www.kerrcompressors.co.uk

Made in Germany

The name of KAESER KOMPRESSOREN has been synonymous with innovative products and efficient complete solutions for over 100 years. Established in 1919 by Carl Kaeser Senior as a machine workshop in the Bavarian town of Coburg, the company has since grown to become a world-leading manufacturer of compressors and compressed air systems. In its manufacturing methods, KAESER today relies on the production processes of tomorrow – the smart factory. This means that, in accordance with highly efficient Industrie 4.0 structures, the production of compressors, blowers, controllers and treatment components is both intelligent and fully networked, resulting in a process that benefits from extreme precision, optimised productivity and minimal delivery times. KAESER is represented throughout the world by a comprehensive network of branches, subsidiaries and authorised distribution partners in over 140 countries, whilst continuous customer dialogue supports ongoing improvement of all products and services. The result? Maximum reliability and efficiency with minimal maintenance requirement.

MOBILAIR – Portable compressors

Exceptionally versatile

MOBILAIR portable compressors from KAESER always impress with their exceptional versatility. Whether mobile or stationary, powered by combustion engine or electric motor, these portable powerhouses can be specifically adapted for any application, thanks to their exceptional versatility.

Service-friendly with excellent accessibility

Portable compressors are simple to operate and enable excellent accessibility to all maintenance-relevant components, making service work quick and efficient. Customised maintenance contracts are also available.

Low emissions thanks to EU Stage V

All MOBILAIR units are designed to deliver more compressed air with lower emissions. Therefore, these portable all-rounders are equipped with drive engines that comply with EU Stage V emissions standards. KAESER has long been a leader when it comes to environmental

protection and launched the first European portable compressor with exhaust gas aftertreatment onto the market in 2012.

Intuitive operation

Applicable to both mechanical and electronic control, clear icons provide language-neutral navigation through the extensive menu options, making operation simple – even in the fast-paced environment of a construction site.

Reliability with excellent value retention


MOBILAIR portable compressors are well equipped for the demands of heavy-duty and continuous operation in construction site environments. They also perform reliably and safely even under harsh climatic conditions. Durable polyethylene enclosures (availability dependent on model) make MOBILAIR units especially rugged and ensure excellent value retention.



MOBILAIR units are also available for...

...all kinds of extreme ambient conditions – from hot temperatures and high humidity to installation altitudes up to 4500 m.

Furthermore, KAESER offers portable compressors equipped with engines capable of running on fuel with a high sulphur content, as well as engines that comply with emissions regulations in the USA and Canada.



Innovation, ex-works

The various ranges of MOBILAIR portable compressors are all manufactured at KAESER's headquarters in Coburg, Northern Bavaria. Equipped with the very latest technology, the recently modernised portable compressor plant boasts state-of-the-art equipment, including a TÜV-certified sound testing area for free-field sound level measurement, a premium powder-coating facility and efficient manufacturing logistics.

SIGMA airends: More compressed air for less energy

At the heart of every MOBILAIR system lies an energy-saving SIGMA PROFILE rotary screw airend. Premium design, meticulous manufacturing and precision-aligned anti-friction bearings guarantee long service life and exceptional efficiency.



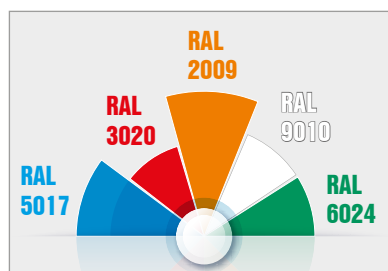


Image: MOBILAIR M13



Petrol engine with electric starter

Compact models are equipped with environmentally friendly Honda petrol engines, which meet EU Stage V emissions standards. Convenient start-up at the turn of a key guarantees that the compressors are ready for immediate operation, whilst the 20-litre fuel tank ensures long-endurance operation.



Special colour polyethylene enclosures

PE enclosures are readily available in the following special colours: Blue – equivalent to RAL 5017, Red – equivalent to RAL 3020, Orange – equivalent to RAL 2009, White – equivalent to RAL 9010 and Green – equivalent to RAL 6024. Additional enclosure colours are available upon request.



Optional frame

Compact machines can be operated with an external condensate treatment system. The frame is delivered ready for connection, complete with an aftercooler and condensate separator for cool, condensate-free compressed air. A filter combination is also available to deliver technically oil-free compressed air.

Compact machines

Small, yet versatile

Even the smallest MOBILAIR compressors are more than capable of powering pneumatic spades, breakers, drills, saws, screwdrivers, grinders, impact moles and sewer robots. The 15 bar version is ideal for trenchless laying of fibre optic cables, or for performing leakage tests. Available options include an external aftercooler for delivering cool, condensate-free compressed air, or a filter combination for technically oil-free compressed air.



Image: MOBILAIR M13

Technical specifications

Model	Flow rate at working pressure						Engine type	Rated engine power kW	Fuel tank capacity l	Operating weight kg	Compressed air connection	Compressed air treatment
		100 psi 7 bar	145 psi 10 bar	175 psi 12 bar	190 psi 13 bar	215 psi 15 bar						
M13	m ³ /min	1.2	1.0	0.9	0.85	-	Honda GX 630	15.5	20	202	1 x G ½	A / F
	cfm	42	35	32	30							
M17	m ³ /min	-	-	-	-	1.0	Honda GX 630	15.5	20	204	1 x G ½	A / F
	cfm					35						

Lightweight – under 750 kg

Flexible transportation – BE licence not required

The unbraked, lightweight design provides exceptional flexibility. Since the unit weighs less than 750 kg, no special towing licence is required. These portable compressors can simply be pulled into position manually on the construction site. The M 27 can also be specified with an optional 6.5 kVA generator.



Image: MOBILAIR M 59 lightweight version




Anti-Frost Control

Specially developed by KAESER for use with portable compressors, the patented Anti-Frost Control automatically adjusts operating temperature in relation to ambient. In combination with the optional tool lubricator, this feature prevents air tools from freezing up and therefore significantly extends their service life.



PE enclosure

Made from rotomoulded polyethylene, this modern, double-walled sound enclosure ensures long-term residual value retention and is both corrosion and scratch-resistant. In 2002, KAESER became the first compressed air systems manufacturer to offer portable compressor enclosures constructed from this robust material.



Accessibility

Despite their compact design, these units are equipped with wing doors or a wide-opening enclosure to allow simple and convenient access to the intelligently laid-out interior for maximum ease of maintenance.



Technical specifications

Model	Flow rate at working pressure						Engine type	Rated engine power	Fuel tank capacity	Operating weight	Compressed air connection	Compressed air treatment	Optional generator
		100 psi 7 bar	125 psi 8.6 bar	145 psi 10 bar	175 psi 12 bar	200 psi 14 bar							
M 20	m ³ /min	2.0	-	-	-	-	Kubota D722	14.7	30	457	2 x G ¼	-	-
	cfm	71											
M 27	m ³ /min	2.6	-	2.1	1.9	1.6	Kubota D1105	18.2	40	575	2 x G ¼	A / B / F / G	6.5 kVA
	cfm	92		74	67	57							
M 30	m ³ /min	2.9	-	-	-	-	Kubota D1105	17.9	40	579	2 x G ¼	A / B / F / G	-
	cfm	100											
M 59 pV	m ³ /min	5.5	pV	4.7	pV	3.8	Hatz 3H50TICD	43.5	60	740	2 x G ¼ 1 x G 1	A	-
	cfm	195		165		135							



Optional compressed air treatment

An aftercooler and a centrifugal separator ensure cool, condensate-free compressed air. In order to produce pure, dry compressed air to a defined quality class, additional air treatment components such as filters and heat recovery systems can also be specified.



Generator option

Powerful all-rounders such as the M 59 PE or M 82 models are available with the option of either an 8.5 or a 13 kVA generator. Ensuring perfect interplay with the engine management system, the SIGMA CONTROL SMART compressor controller delivers maximum compressed air availability relative to power demand.



M 58utility

The M 58utility can be installed on the loading bed of an HGV and requires minimal space. This portable powerhouse is designed and optimised for permanent operation from a loading bed and offers excellent accessibility to the control panel, fuel tank and oil level gauge from the front side of the unit. The slender unit configuration ensures more m³ of compressed air per m² of loading bed space.

Exceptional power and versatility

Intelligent controller – with or without generator

The MOBILAIR portable compressors in this model series are exceptionally versatile. Optionally available with synchronous generators (M 59 PE and M 82) and/or compressed air treatment components, they are also offered in a variety of maximum pressure variants, thereby ensuring that the perfect model is always available for every application.



Image: MOBILAIR M 59 PE

Technical specifications

Model	Flow rate at working pressure					Engine type	Rated engine power kW	Fuel tank capacity l	Operating weight kg	Compressed air connection	Compressed air treatment	Optional generator	
	m ³ /min	100 psi 7 bar	125 psi 8.6 bar	145 psi 10 bar	175 psi 12 bar								200 psi 14 bar
M 58utility	m ³ /min	5.1	-	4.35	-	-	Kubota V2403-CR	35.3	105	1020	2 x G ¾ 1 x G 1	A	-
	cfm	180		155									
M 59 PE pV	m ³ /min	5.5	pV	4.7	pV	3.8	Hatz 3H50TICD	43.5	80	896	2 x G ¾ 1 x G 1	A / B / F / G	8.5/13 kVA
	cfm	195		165		135							
M 65 PE pV	m ³ /min	6.6	pV	5.6	pV	4.6	Kubota V2403CR-T	47.9	90	970	2 x G ¾ 1 x G 1	A / B / F / G	-
	cfm	230		195		160							
M 82	m ³ /min	8.4	-	6.8	6.1	5.5	Kubota V3307-CR-T	54.6	140	1580	3 x G ¾ 1 x G 1 ½	A / B / F / G	8.5/13 kVA
	cfm	295		240	215	195							

Efficient powerhouses

Impressive efficiency thanks to innovative compressor controller

The SIGMA CONTROL MOBIL compressor controller is simple to operate and provides perfect coordination between the drive engine and compressor package, significantly enhancing fuel efficiency.

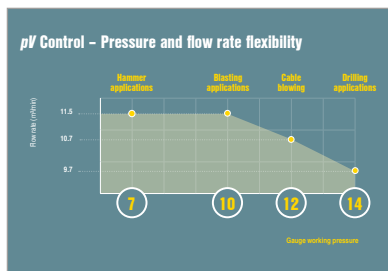


Image: MOBILAIR M 171



SIGMA CONTROL MOBIL 2

Operating pressure can be conveniently adjusted via the SIGMA CONTROL MOBIL 2's touchscreen, even when wearing unwieldy work gloves. The easy-to-read display provides a clear overview of all operating data.



pV Control

Thanks to pV Control, maximum pressure (p) – adjustable in steps of 0.1 bar – directly influences the maximum possible flow rate (V), thereby providing even greater flexibility in terms of both pressure and flow rate. This feature is particularly beneficial when working with longer hose lines.



M 255

Performance is more than a promise with the oil-injected MOBILAIR M 255, since it combines compact design and user friendly operation with impressive compressed air delivery. The required power is provided by a Cummins engine that fulfills EU 'Stage V' emission or EPA 'Tier 4 final' regulations. Weighing-in at under 3500 kg, this compact unit is competitively light in its class.



Technical specifications

Model	Flow rate at working pressure						Engine type	Rated engine power kW	Fuel / AdBlue tank capacity l	Operating weight kg	Compressed air connection	Compressed air treatment	Optional generator
		100 psi 7 bar	125 psi 8.6 bar	145 psi 10 bar	175 psi 12 bar	200 psi 14 bar							
M 125 pV	m ³ /min	-	-	11.5	pV	9.7	Deutz TCD 4.1 L04	105	170 / 10	2080	3 x G ¾ 1 x G 1 ½	A / B / F / G	13 kVA
	cfm	-	-	405		345							
M 171	m ³ /min	-	17	-	-	-	Deutz TCD 6.1 L06	129	200 / 20	2800	3 x G ¾ 1 x G 2	A / B / F / G	-
	cfm	-	600										
M 171 pV	m ³ /min	-	-	15.5	pV	11.5	Deutz TCD 6.1 L06	129	200 / 20	2800	3 x G ¾ 1 x G 2	A / B / F / G	-
	cfm	-	-	550		405							
M 255	m ³ /min	25.5	pV	24.3	pV	19.7	Cummins B 6.7	210	350 / 56.8	3272	3 x G ¾ 1 x G 2	A / F	-
	cfm	935		860		695							



Versatility in action

KAESER's e-power units are particularly versatile. They are ideally suited for bridging maintenance work on industrial stations as well as for varied use as rental systems.



Compressed air treatment

An aftercooler and a centrifugal separator ensure cool, condensate-free compressed air. In order to produce pure, dry compressed air to a defined quality class, additional air treatment components such as filters and heat recovery systems can also be specified.



DUAL Control

When a system is equipped with the optional DUAL Control, the desired cut-in and cut-out pressure can be easily adjusted via the controller. Information about the prevailing network pressure is sent to the machine via a quick coupling, where it is processed by the controller.

e-power

The alternative drive system for portable compressors

Portable compressors from the MOBILAIR e-power series truly come into their own wherever an electrical power connection is available. Their whisper-quiet electric drive makes them the perfect choice for use in low emission and noise protection zones. Moreover, the emissions-free drive eliminates the concerns associated with conventional compressor use in closed environments, such as in buildings and tunnels.



Image: MOBILAIR M255 E

Technical specifications

Model	Flow rate at working pressure							Electric motor (400V)	Rated motor power kW	CEE power socket A	Operating weight kg	Compressed air connection	Optional compressed air treatment
		100 psi 7 bar	145 psi 10 bar	175 psi 12 bar	190 psi 13 bar	200 psi 14 bar	215 psi 15 bar						
M 13 E	m ³ /min	1.2	1.0	0.9	0.85	-	0.75	Siemens	7.5	25	187	1 X G ½	A / F
	cfm	42	35	32	30		27						
M 27 E	m ³ /min	2.6	-	-	-	-	-	Siemens	15	32	530	2 x G ¾	A / B
	cfm	92											
M 31 E	m ³ /min	3.15	2.6	2.3	-	1.9	-	Siemens	22	63	585	2 x G ¾	A / B
	cfm	110	92	81	-	67							
M 50 E	m ³ /min	5.0	3.8	-	-	-	-	Siemens	25	63	690	2 X G ¾, 1 x G 1	A
	cfm	180	135										
M 250 E	m ³ /min	25.0	20.4	-	-	16.2	-	Siemens	132	-	3150 - 3380	DN80	A / F
	cfm	885	720			570							
M 255 E	m ³ /min	-	24.7	19.9	-	-	-	Siemens	160	-	3660 - 3685	DN80	A / F
	cfm		785	705									

OILFREE.AIR

Industrial dry-runners with low emissions thanks to EU Stage V

The M 500-2 combines all the advantages of a two-stage, oil-free compression rotary screw compressor with those of a mobile unit for highest compressed air delivery volumes and quality with unrivalled flexibility. Pressure is adjustable up to 10.3 bar. For industrial applications with high volume air demand, the M 500-2 ensures a continuous supply of compressed air when maintenance or conversion work is required. Mounted on an auxiliary chassis or on skids, this compressed air colossus can be transported easily, wherever it is needed.



Image: MOBILAIR M 500-2



Continuous operation or standby

Thanks to its generously sized fuel tank, the M 500-2 can operate throughout two consecutive shifts and, when connected to an external tank, can even run in continuous operation. For use as a standby, the M 500-2 is equipped with battery trickle charging and heating for instantaneous full load operation to take it from 0 to 100 in record time.



Suitable for refinery use

The M 500-2 is equipped as standard with a certified spark arrester for refinery applications. The engine shut-off valve automatically shuts the machine down upon intake of combustible gases to ensure maximum safety.



An unbeatable team player

As a true team-player, a single M 500-2 rarely operates alone. Equipped with a connection for an external start signal from a master controller, the second machine starts up immediately when needed, thereby ensuring exceptional reliability and safeguarding sensitive production processes.



Technical specifications

Model	Flow rate at working pressure			Engine type	Rated engine power	Fuel / AdBlue tank capacity	Operating weight	Compressed air connection	Compressed air treatment
	100 psi 7 bar	125 psi 8.6 bar	150 psi 10.3 bar						
M 500-2	m ³ /min	45.8	38.0	Caterpillar C18	447.5	940 / 44.5	11800	1 x DN80 1 x G1	A
	cfm	1600	1340						

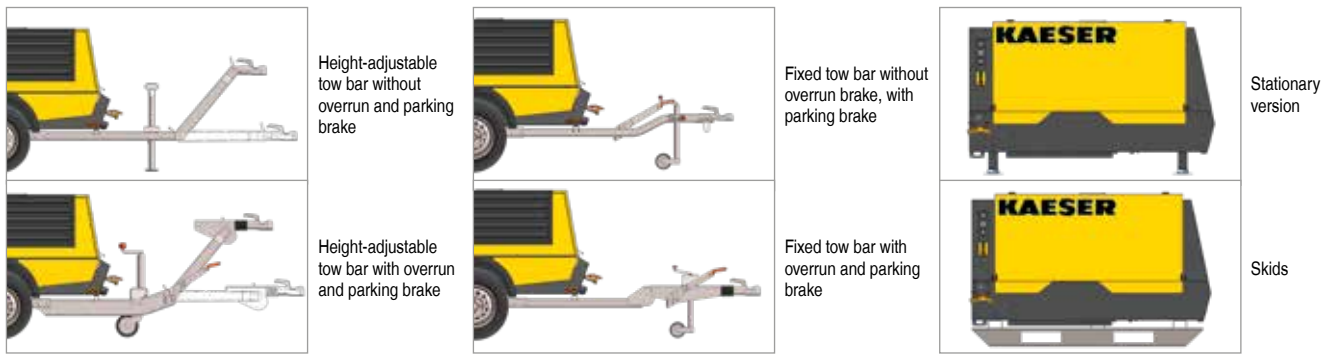
MOBILAIR options

- Standard
- Option

M 13 / M 17	M 20	M 27 / M 30	M 58 utility	M 59	M 65	M 82	M 118	M 125	M 171	M 255	M 13E	M 27E / M 31E	M 50E	M 250E / M 255E	M 500-2
-------------	------	-------------	--------------	------	------	------	-------	-------	-------	-------	-------	---------------	-------	-----------------	---------

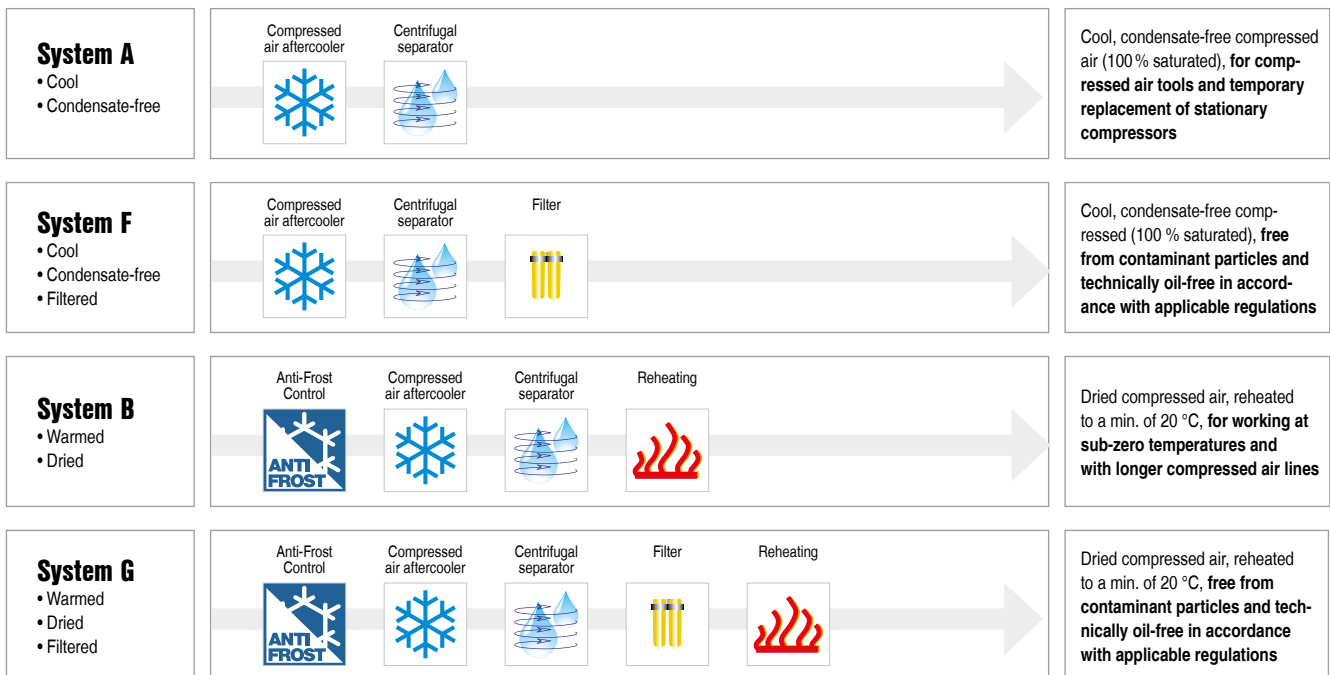
Chassis

Can be pulled manually	M 13 / M 17	M 20	M 27 / M 30	M 58 utility	M 59	M 65	M 82	M 118	M 125	M 171	M 255	M 13E	M 27E / M 31E	M 50E	M 250E / M 255E	M 500-2
Unbraked	-	●	●	-	○	-	-	-	-	-	-	-	●	●	-	●
Braked	-	○	○	-	●	●	●	●	●	●	●	-	○	○	-	-
Height-adjustable tow bar	-	●	●	-	●	●	●	●	●	●	●	-	●	●	-	●
Fixed tow bar	-	○	○	-	○	○	○	○	○	○	-	-	○	○	-	-
Stationary version	○	○	○	-	○	○	○	○	○	○	○	○	○	○	-	-
Skids	-	○	○	●	○	○	○	○	○	○	○	-	○	○	●	○



Compressed air treatment

Anti-Frost Control	M 13 / M 17	M 20	M 27 / M 30	M 58 utility	M 59	M 65	M 82	M 118	M 125	M 171	M 255	M 13E	M 27E / M 31E	M 50E	M 250E / M 255E	M 500-2
Compressed air aftercooler	○	-	○	○	○	○	○	○	○	○	○	○	○	○	●	●
Microfilter combination	○	-	○	-	○	○	○	○	○	○	○	○	○	○	○	-
Reheating	-	-	○	-	○	○	○	○	○	○	-	-	○	-	-	-



Additional compressed air treatment systems are available; please contact KAESER for further details.

MOBILAIR options

- Standard
- Option

M13/M17	M20	M27	M30	M50utility	M59	M65	M82	M118	M125	M171	M255	M13E	M27E/M31E	M50E	M250E/M255E	M500-2
---------	-----	-----	-----	------------	-----	-----	-----	------	------	------	------	------	-----------	------	-------------	--------

Generator

6.5 kVA	-	-	○	-	-	-	-	-	-	-	-	-	-	-	-	-
8.5 kVA	-	-	-	-	-	○	-	○	-	-	-	-	-	-	-	-
13 kVA	-	-	-	-	-	○	-	○	○	-	-	-	-	-	-	-
Generator panel cover	-	-	-	-	-	-	-	○	-	●	-	-	-	-	-	-

Equipment

Special colour	○	○	○	○	○	○	○	○	○	○	○	○	○	○	○	○
PE enclosure	●	○	○	○	-	●	●	-	-	-	-	-	●	○	○	-
SIGMA CONTROL MOBIL	-	-	-	-	-	-	-	-	●	●	●	●	-	-	-	●
SIGMA CONTROL SMART	-	-	-	-	●	●	●	●	-	-	-	-	●	●	●	-
Control panel cover	-	-	-	-	●	●	●	●	●	●	●	●	-	●	●	●
Battery isolation switch	-	○	○	○	●	●	●	●	-	-	-	-	-	-	-	●
Telematics	-	-	-	-	○	○	○	○	○	○	○	○	-	○	○	○
Tool lubricator	-	○	○	○	○	○	○	○	-	-	-	-	○	○	-	-
Check valve (Standard from 10 bar)	○	-	○	○	●	●	●	●	●	●	●	●	●	●	●	●
Tool compartment	-	-	○	○	-	○	○	●	-	-	-	-	●	●	-	-
Hose reel	-	○	○	○	-	○	○	-	-	-	-	-	○	○	-	-
Document bag	-	○	○	○	○	○	○	○	●	●	●	●	-	○	○	●
Water separator for fuel	-	○	○	○	●	●	●	●	●	●	●	●	-	-	-	●
Spark arrestor	-	○	○	○	○	○	-	○	●	●	●	●	-	-	-	●
Engine shut-off valve	-	○	○	○	-	○	-	-	○	○	○	○	-	-	-	●
Closed floor pan	-	●	○	○	●	○	○	○	○	○	○	○	-	○	○	●
Low temperature version	-	○	○	○	○	○	○	○	○	○	○	○	-	○	○	○

TELEMATICS @ MOBILAIR

MOBILAIR units can be specified with a modem for connection to Industrie 4.0 systems. It can be connected directly either to the KAESER PLANT CONTROL CENTER or to an in-house fleet management system for secure transfer of data relating to machine technical status. In addition to infor-

mation regarding current operating hours and the precise physical location of the unit (including geofencing), the system also provides valuable data such as duty-cycle analysis, maintenance planning and remote diagnostics.



Added value for MOBILAIR



Compressed air aftercooler

The compressed air is cooled to 7 °C above ambient temperature. Installed at an angle, the aftercooler facilitates drainage of the condensate, which is then evaporated by the hot engine exhaust gases.



Microfilter combination

In order to produce compressed air to a defined quality class, additional treatment components can be specified in addition to the aftercooler and centrifugal separator, such as a filter combination for technically oil-free compressed air.



Plate-type heat exchanger

A plate-type heat exchanger can be installed for reheating purposes. On models M 59 to M 171, the compressed air discharge temperature can be flexibly adjusted as per requirements.



Hose reel

The hose reel holds 20 m of light-weight hosing, which does not have to be fully reeled out in order to perform work. Proper storage increases the availability of the connected tool.



Hoses + hose lubricators

Recommended accessories for compressors without a tool lubricator, or for compressors with an integrated tool lubricator where the distance to the tool is greater than 20 m, or if there is a difference in height between the compressor and the tool.




Service

KAESER's global service organisation ensures a dependable supply of quality compressed air with fast, computer-aided dispatch of spare parts. Optional customised maintenance contracts are also available.




Genuine KAESER parts

Genuine KAESER parts are field-tested for exceptional reliability and durability to provide assured quality. Combined as practical kits, everything is ready at hand whenever needed, thereby ensuring maximum compressor availability.



Financing

Cutting-edge technology – with no investment costs? Tailored financing plans make this a reality.



Warranty programme

KAESER AIR PROTECTION MOBILAIR allows you to extend your warranty – upon registration – for a further 2 years without any complicated contract negotiations (up to a maximum of 2000 operating hours). And the best part: during the warranty period, there are no additional charges besides standard maintenance costs.

Air tools

Model	Impact rate Strokes/min	Air consumption *) m ³ /min	Chuck - shank	Weight kg	Impact force Joules	Weighted sum acceleration value **) m/s ²	Power/weight ratio W/kg
-------	----------------------------	---	---------------	--------------	------------------------	---	----------------------------

Breakers

With hand grip

H 60	2142	0.4	S19x50	a)	6	12	5.5	71.5
H 95	1596	0.6	S22x82.5	b)	9.6	34	7.4	94.1
H 130	1452	0.6	S22x82.5	b)	12	40	6.6	80.5

With hand grip (vibration damped)

H 110 V	1596	0.8	S22x82.5	c	11	34	5.2	82.1
----------------	------	-----	----------	---	----	----	-----	------

With T-grip (vibration damped)

AH 150 V	1452	0.6	S22x82.5	d)	17	40	6.3	57.2
AH 180 V	1070	0.6	S25x108	d)	17.9	50	7.7	49.9
AH 200 V	1194	1.1	S25x108	d)	20.8	50	6.5	47.8
AH 240 V	1356	1.1	S28x152	d)	26.2	65	7.1	56.1
AH 280 V	1314	1.1	S32x152	d)	28	77	6	60.3

*) at 6 bar, **) as per ISO28927-10



Image: H 95



Image: AH 180 V

Hammer drills

With hand grip

BH 8	3660	0.5	S19x82.5	a)	8.6	8.5	15.4	53.3
BH 8	3660	0.5	S22x82.5	a)	8.6	8.5	15.4	53.3

With T-grip

BH 16	2440	1.6	S22x108	e)	18.9	30	19.0	47.2
BH 21	2740	2.1	S22x108	e)	24.4	40	17.7	59.6

With T-grip (vibration damped)

BH 16 V	2440	1.6	S22x108	e)	22.9	30	10.6	39.0
----------------	------	-----	---------	----	------	----	------	------

*) at 5 bar, **) as per ISO28927-10

a) Retaining cap, b) Retaining pin, c) Cross cap, d) Locking retaining cap, e) Retaining clip



Image: BH 16 V

Chisels

Matching chisels are available separately: Pointed chisel, flat chisel, scaling chisel, spade chisel

Drill bits

Matching drill bits are available separately: Monobloc bit, cone drill rod, core bit

Tool lubricator

Model	Weight kg	Length mm	Oil capacity l	Max. working pressure bar
SO 16	6	370	1.4	9



Image:
incl. optional stands

The world is our home

As one of the world's largest manufacturers of compressors, blowers and compressed air systems, KAESER KOMPRESSOREN is represented throughout the world by a comprehensive network of branches, subsidiaries and authorised distribution partners in over 140 countries.

By offering innovative, efficient and reliable products and services, KAESER KOMPRESSOREN's experienced consultants and engineers work in close partnership with customers to enhance their competitive edge and to develop progressive system concepts that continuously push the boundaries of performance and technology. Moreover, decades of knowledge and expertise from this industry-leading systems provider are made available to each and every customer via the KAESER group's advanced global IT network.

These advantages, coupled with KAESER's worldwide service organisation, ensure that every product operates at peak performance at all times, whilst providing maximum availability.



KERR | Compressor
Engineers
Compressors • Vacuum Pumps • Blowers

Kerr Compressor Engineers (EK) Ltd

37 Fairfield Place, College Milton, East Kilbride, Glasgow G74 5LP

Tel: 01355 248 222 • web.enquiry@kerrcompressors.co.uk

www.kerrcompressors.co.uk

Follow us on [LinkedIn](#)