

Air Receivers

Volumes 90 – 10,000l



Air receivers

KAESER: Your one-stop shop

In fulfilling their storage and buffer functions, air receivers play a key role within a compressed air station: they provide capacity during periods of peak demand and are often used to separate condensate from the compressed air. It is therefore important for receivers to be correctly sized for the specific system and to be resistant against corrosion; inspection intervals should also be as long as possible. Needless to say, air receivers from KAESER KOMPRESSOREN meet all of these requirements and more.

Comprehensive selection

Whether 90 or 10,000 litres, 11, 16, 45 or 50 bar, all KAESER compressed air receivers are designed and manufactured to the highest quality standards to ensure exceptional safety and durability. You only get genuine KAESER quality with genuine KAESER air receivers. Moreover, they are exceptionally corrosion resistant and guarantee perfect sealing. This is due to a combination of the precision thread finishing process that takes place following galvanisation, and the extensive protection measures that are taken during transportation.

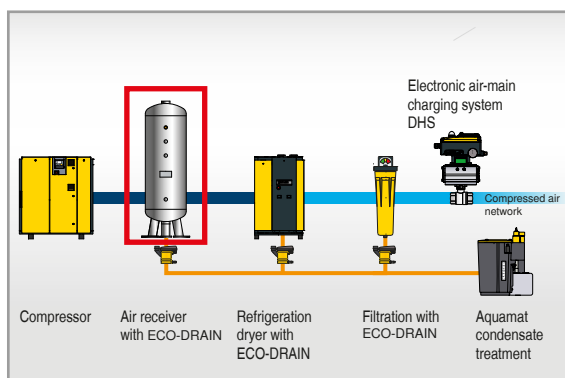
Perfectly matched accessories

KAESER accessory sets are especially tailored to meet the exact needs of the specific application. Ensuring maximum convenience, they include quality components such as ball valves, pressure relief valves, pressure gauges, drain taps, gaskets, fittings and associated smaller components. For added peace-of-mind regarding compliance with wastewater and environmental regulations, electronic controlled condensate drains are available as complete sets, including connection components that are matched to the specific air receiver.

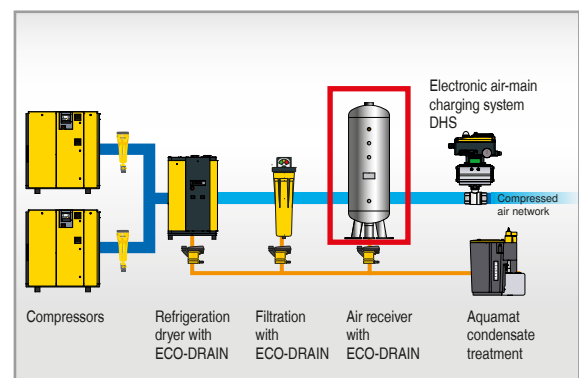
Inspection intervals up to five years

Meticulous design, including thicker walls in accordance with AD 2000 regulations, enables long inspection cycles of up to five years. This not only reduces service and maintenance costs, but also increases compressed air efficiency and availability.

Installation upstream from compressed air treatment



Installation downstream from compressed air treatment



**No leaks,
no worries!**



Vertical air receiver, hot-dip galvanised



Air receivers

Dependable, durable, reliable



Inspection intervals up to five years

Meticulous design in accordance with AD 2000 regulations enables five year inspection cycles. This not only reduces service and maintenance costs, but also increases compressed air efficiency and availability.



Optimal corrosion resistance

All KAESER air receivers are hot-dip galvanised both internally and externally in accordance with DIN EN ISO 1461, which means they last approximately three times longer than conventional models.



Excellent maintenance access

Cleaning, maintenance and receiver inspection tasks are made simple thanks to generously sized access openings. Efficiency is further enhanced as a result.



Installation-ready

The threads on all KAESER air receivers are precision profiled directly after the galvanisation process to enable quick, reliable installation.


Technical specifications

Air receiver volume	Max. gauge pressure	Available versions		Vertical version				Horizontal version			
		Vertical	Horizontal	Height mm	Ø mm	Inlet/outlet connections	Mass kg	Length mm	Ø mm	Inlet/outlet connections	Mass kg
90	11 47	Yes	—	1160 1236	350 355	2 × G ½ rear	37 125	—	—	—	—
150	11 16	Yes	Yes	1190	450	2 × G ¾ rear	60 67	1050 1346	450 400	2 × G 2	55 75
250	11 16	Yes	Yes	1540 1545	500	2 × G ¾ rear	84 100	1410 1410	500	2 × G 2	84 100
	47		—	1600	500	2 × G 1 rear	250	—	—	—	—
350	11 16	Yes	Yes	1770 1810	550	2 × G 1 rear	100 150	1630 1640	550	2 × G 2	101 164
500	11 16	Yes	Yes	1925 1918	600	2 × G 1 rear	130 210	1780 1776	600	2 × G 2	130 208
	47		—	1950			500	—	—	—	—
900	11	Yes	—	2170	800	2 × G 2; 2 × G 1½	238	—	—	—	—
1000	11 16	Yes	Yes	2265 2265	800	2 × G 1½; 2 × G 2	244 356	2150 2160	800	G 2; 1 × G 1½	240 360
	45			2255		4 × G 1½	670	—	—	—	—
2000	11 16	Yes	Yes	2375 2510	1150 1100	4 × G 2½	470 500	2180	1150	2 × G 2	470 600
	47		—	2420	1100	4 × DN 80	1450	—	—	—	—
3000	11 16	Yes	Yes	2705 2790	1250	4 × G 2½	683 850	2610 3040	1250 1150	2 × G 2½ 2 × G 2	683 810
5000	11 16	Yes	Yes	3570	1400	4 × DN 100	1050 2100	3470 3700	1400	2 × DN 100	1100 1800
8000	11 16	Yes	Yes	4400	1600	4 × DN 200	1850 2350	4440 4400	1600	4 × DN 200	1850 2350
10000	11 16	Yes	Yes	5415	1600	4 × DN 200	2260 2540	5400 5440	1600	4 × DN 200	2200 2650

Complete connection sets

Made-to-fit connection sets comprising:

ball valve, pressure relief valve, pressure gauge, drain tap, gaskets and associated smaller components.



Shut-off valve



Test flange



Pressure gauge



Pressure relief valve

ECO-DRAIN complete sets

Electronically controlled condensate drains ensure exceptional performance.

Available as a complete set, includes attachments matched to air receiver.



ECO-DRAIN 30

The world is our home

As one of the world's largest manufacturers of compressors, blowers and compressed air systems, KAESER KOMPRESSOREN is represented throughout the world by a comprehensive network of branches, subsidiaries and authorised distribution partners in over 140 countries.

By offering innovative, efficient and reliable products and services, KAESER KOMPRESSOREN's experienced consultants and engineers work in close partnership with customers to enhance their competitive edge and to develop progressive system concepts that continuously push the boundaries of performance and technology. Moreover, decades of knowledge and expertise from this industry-leading systems provider are made available to each and every customer via the KAESER group's advanced global IT network.



KERR | Compressor
Engineers
Compressors • Vacuum Pumps • Blowers

Kerr Compressor Engineers (EK) Ltd

37 Fairfield Place, College Milton, East Kilbride, **Glasgow** G74 5LP

Tel: 01355 248 222 • web.enquiry@kerrcompressors.co.uk

www.kerrcompressors.co.uk

Follow us on Linked 